

# © 3: Faith Is the Key

Exploring how faith in Jesus is the only way to God.

## Scripture:

- Exodus 3:1-6—Moses and the Burning Bush.
- Mark 15:16-41—Jesus dies on the cross.
- John 14:6—Jesus is the only way to God.
- John 3:16—If we believe in Jesus, God will give us eternal life.
- Ephesians 2:8-9—We're saved by faith, not works.

## ACTIVITY OVERVIEW

Activity	Summary	Pre-Session Prep
Activity 1: Mr. Clean	Reach a clean area by walking through powder.	You'll need a roll of masking tape, a container of baby powder or corn starch, a broom, and a Bible.
Activity 2: A-Cross the Bridge	Construct a cross that also is a bridge.	You'll need a six-foot 2x4 piece of lumber and a three-foot 2x4, hammers, and nails.
Activity 3: Free Gift!	Trust a parent to provide a free gift later in the week.	You'll need an I.O.U. as described in the lesson for each family member.

## Main Points:

- God is Holy.
- When Jesus took our punishment, He made a bridge for us to reach God.
- We reach God through faith in Jesus.

**LIFE SLOGAN:** "Jesus died for me, so with God I could be!"

***Make it your own***

*In the space provided below, outline the flow and add any additional ideas to guide you through the process of conducting this family night.*

***Prayer & Praise Items***

*In the space provided below, list any items you wish to pray about or give praise for during this family night session.*

***Journal***

*In the space provided below, capture a record of any fun or meaningful things which happened during this family night session.*



### WARM-UP

**Open with Prayer:** Begin by having a family member pray, asking God to help everyone in the family understand more about Him through this time. After prayer, review your last lesson by asking these questions:

- What's one thing you remember about our last lesson?
- Do you remember the Life Slogan?
- Have your actions changed because of what we learned? If so, how? Encourage family members to give specific examples of how they've applied past learning.

**Share:** When Jesus died on the cross he took our punishment, but He also did something else! Today we're going to find out what that is!

### ACTIVITY 1: Mr. Clean

**Point:** God is holy.



**Supplies:** You'll need a roll of masking tape and a container of baby powder or corn starch, a broom and a Bible.


**Activity:** Take your family outdoors to a large cemented or paved area. This could be your driveway, garage, a wide sidewalk, a ball court at a nearby park or other similar area.

If weather or lack of light requires your family to stay indoors, this activity can be done in an uncarpeted area such as the kitchen. Be sure to sweep up the powder after the activity, as vacuuming this much powder can cause clouds of dust!

Use masking tape to draw a square on the ground, large enough for a person to stand in. Then tape off a path, about three feet wide and five feet long, leading up to the square. Have family members help you liberally sprinkle powder or corn starch to completely cover the larger area, leaving the square clean.

When the larger area is filled in, have everyone gather at the end of the path farthest from the clean square and remove their shoes and socks.

**Explain:** The goal of this activity is to walk across the powdered area in your bare feet, and step into the clean area without getting any of the powder in it.



Let family members take turns walking, hopping, and tiptoeing toward the white area. No matter how carefully they walk, at least a tiny bit of powder will stick to their feet and come off in the clean area. Sweep the clean area after each turn so you can fairly judge the next family member's efforts.

When each person has had at least one turn, ask:

- **What do you think is the best technique for getting to the area with the least amount of powder on your feet?**
- **Is there any way to get to the clean square that we didn't try?** (*The impossibility of the task should be emphasized to set up the lesson of the activity.*)

**Share: This activity reminds me of us and God. Let me read you a short story from the Bible to help explain what I mean.**



Read Exodus 3:1-6 aloud. Then discuss these questions:

- **Why did Moses have to take off his shoes?** (*They were too dirty to touch the holy ground.*)
- **What does it mean to be holy?** (*Separate; apart from anything unclean.*)
- **Why would Moses be afraid to even look at God?** (*God's power and perfection would seem overwhelming.*)
- **Does this story help you understand anything new about us and God?**

**Share: To be holy means to be set apart, completely clean from sin. If the powder we used represented sin, the clean square at the end of the powdered path would be a holy area, but it would have to be even cleaner! There couldn't be even the tiniest speck of dust on that square!**

God is holy. He's completely clean without even the *tiniest* speck of sin on Him. And just like our feet were covered with powder, our lives are covered with sin. That's why Moses couldn't even *look* at God. God is so holy, we can't even begin to get near Him!

Dust off all feet and have everyone put their shoes back on.


**Share: Let's leave this powder here for a few minutes while we do our next activity. We'll come back to this later.**

## ACTIVITY 2: A-Cross the Bridge

Family Night

TOOL CHEST


**Point:** When Jesus took our punishment, He made a bridge for us to reach God.

 **Supplies:** You'll need a six-foot 2x4 piece of lumber, a three-foot 2x4, hammers, and nails.

**Share:** Jesus died on a cross to take the punishment for our sins. I thought we'd make a cross ourselves to help us think about what Jesus did.

**Activity:** Bring out the building supplies you've gathered. Place the six-foot length of 2x4 on the ground and place the three-foot length over it to form a cross. Have family members work together to hammer the nails through the center of the cross to keep it together. (The cross doesn't have to be perfect. It's more important for everyone to get a chance to help and enjoy working together.)

As you work together, you might talk with your family about the pain Jesus must have felt as he was beaten and then nailed to a cross. If anyone accidentally hammers a finger or thumb, use that pain to make the moment even more teachable! (But do be careful!)

 When the cross is finished, sit around it and read the biblical account of the crucifixion from Mark 15:16-41.

Ask family members to remain quiet for one minute and think about the pain and suffering Jesus went through as part of our punishment. After this minute, offer a short prayer of thanks to God for sending Jesus to take our punishment, and thank God for allowing Jesus to rise from the dead to prove His power over death!

**Share:** Jesus didn't deserve our punishment, but we're so thankful He took it! Now let me show you something else that Jesus' death did for us!

**Activity:** Carry the cross to the powdered area from the last activity. Place the longer beam over the length of powder.

**Share:** Now let's see who can get to the clean area without any powder on their feet!

### Age Adjustments

FOR YOUNGER CHILDREN, you may want to drill a few holes into the lumber ahead of time to make it easier for them to pound in the nails. Also, this activity may be too frightening for your child. Consider what you know of your child's ability to handle the thought of someone being beaten and nailed to a cross. If you choose to go ahead with the activity, be prepared to explain that it *was* terrible and cruel, but Jesus loved us enough to take this pain!

Let family members take turns using the cross as a bridge over the powder and into the clean area.



**Question:**

- **How is the cross like a bridge?** (*It connects us with God, like a bridge joins two places.*)
- **How is Jesus' death like a bridge for us to reach God?** (*His sacrifice allows us to be made right, connected again with God.*)
- **Was it hard to stay on the bridge? How is that like staying out of sin in real life? How is it different?** (*While we can "slip up" and fall into sin, it happens by our choices, not by accident.*)

**Share:** Even though we made this cross and can use it to get to the clean area, we can never make a way to get to God. The Bible tells us this in John 14:6.



Read John 14:6 aloud and discuss:

- **What does this verse mean?** (*Jesus is the only way to God.*)
- **What are ways people try to get to God?** (*By doing good deeds, giving money to the church, being "good."*) **Why won't these ways work?** (*No one can ever be perfect; no deed is good enough.*)


**Share:** There are people who think they can work hard enough and be good enough to get to God. But no matter how hard we try to be good, we will always have at least a little sin in our lives. We didn't deserve it, but God gave us Jesus as a free gift!

### ACTIVITY 3: Free Gift!

**Point:** We reach God through our faith in Jesus.



**Supplies:** You'll need an I.O.U. for each family member. Make these like coupons, owing each family member something different. For example, "This coupon good for breakfast with Dad at (name of restaurant) on Tuesday morning." Or, "Mom will meet you for an hour of window shopping after school on Friday." Other ideas could be a movie date, an evening making brownies with a parent, meeting your child at school for lunch, and so on. Think of the different interests of your family members as you create the I.O.U.'s. Place each coupon in an envelope with the appropriate family member's name on it.



**Share:** I want to give each of you a special gift. It's not something I have with me right now, so I'll give you an I.O.U. That means I'll owe you this gift later this week. You'll have to trust me that I really will give you your gift!

I'm giving you these gifts because I love you. You didn't earn the gift, and even if you do something wrong, I won't take this gift away.

Give each person his or her I.O.U. and allow these to be opened and read.

**Ask:**

- How do you know I'll follow through and give you what your coupon says?
- How do you feel about waiting for your gift, and having to trust that I'll actually give it to you?



Read John 3:16 and Ephesians 2:8-9 together then discuss:

- What kind of gift is God giving us? (*The gift of eternal life.*)
- How do we get the gift? (*Faith; Believing God really will give us this gift because Jesus died for us.*)
- How is this like the gift I've given you? (*We have to trust Jesus to give it to us.*)

**Share:** When you trust that I'll give you your gift later this week, you have faith in me. And when you have faith in Jesus, you trust that He's taken your punishment and made a way for you to reach God. God is holy, and the only way to reach Him is through faith in Jesus.

Special Note To Parents—Be sure you follow through with the gift you've promised! During the promised time you spend with your child, talk more about how your child's trust in you is like our trust in Jesus.



**WRAP-UP**

Gather everyone in a circle and have family members take turns answering this question: **What's one thing you've learned about God today?**

Next tell kids you've got a new "Life Slogan" you'd like to share with them.

**Life Slogan: Today's Life Slogan is this, "Jesus died for me so with God I could be."** Have family members repeat the slogan two or three times to help them learn it. Then encourage them to practice saying it during the week so they can talk about it at your next family night session.



**Close in Prayer:** Allow time for each family member to share prayer concerns and answers to prayer. Then close your time together with prayer for each concern. Thank God for listening to and caring about us.

Remember to record your prayer requests so you can refer to them in the future as you see God answering them!

### **Additional Resources:**

*The King Without a Shadow* by R.C. Sproul (family reading)

*Let's Talk About Heaven* by Debby Anderson (ages 4-8)

*Lassie to the Rescue* adapted by Marian Bray (ages 8-12)